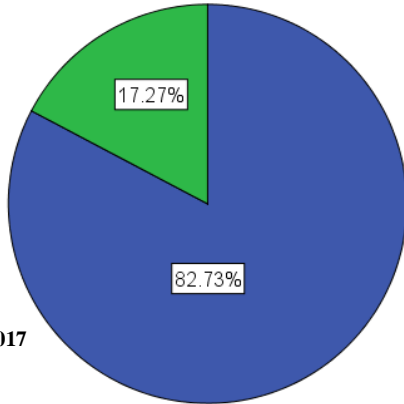


Program Satisfaction

Are you satisfied with your college courses within your program?

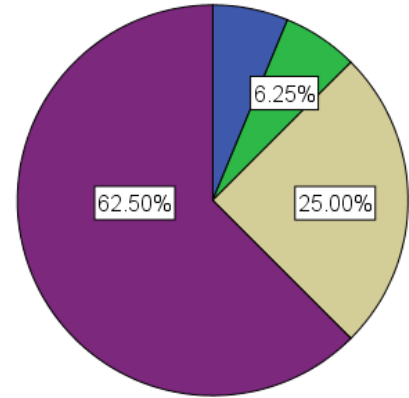
■ Yes
 ■ No



*Culture and Climate Survey 2017
 n=112

Overall, how satisfied are you with your program?

■ Very Dissatisfied
 ■ Neutral
 ■ Satisfied
 ■ Very Satisfied



*AA Exit Survey 2017
 n=16

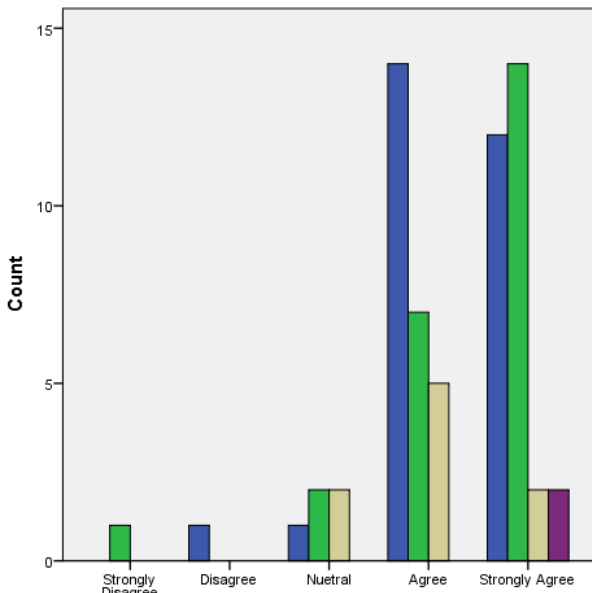
Overall, how satisfied are you in your degree program?

		Frequency	Percent	Valid Percent	Cumulative Percent
Valid	Neutral	5	25.0	25.0	25.0
	Satisfied	8	40.0	40.0	65.0
	Very Satisfied	7	35.0	35.0	100.0
Total		20	100.0	100.0	

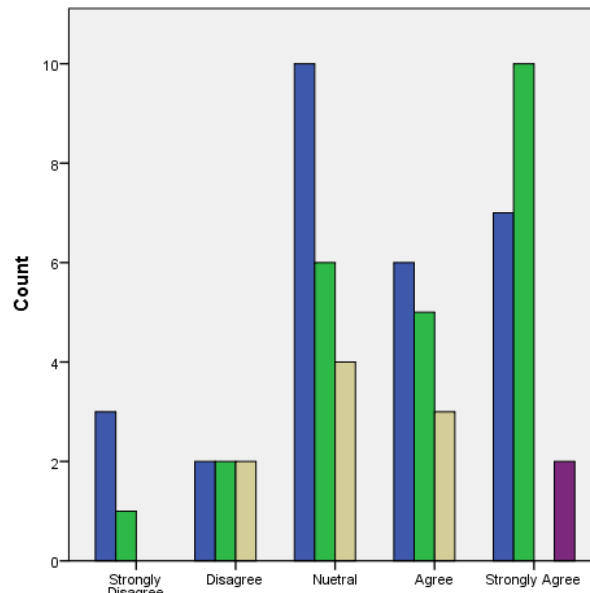
*BA Exit Survey 2017
 n = 20

- Sixty-seven percent of the student body who participated in the 2017 Culture and Climate survey indicated an 83% satisfaction of their program.
- Associate Degree candidates indicated an 88%, reflecting satisfied or very satisfied with their program.
- Bachelor Degree candidates indicated a 75% satisfied or very satisfied.

Student Ministries



I was able to serve the community.



I was able to participate in leadership roles.

- Students at Christian Life College participate in ministerial teams throughout the academic year and summer.
- These teams offer opportunity for the students to engage in the community, use the skills learned in class and translate these skills into real life situations.

TEAM

■ Music Team
 ■ Ministerial Team
 ■ Drama Team
 ■ Missions Team

*Co-Curricular Survey 2016
 n=63